



A la découverte de 6


 1. Y a-t-il un cadeau pour chaque enfant ?





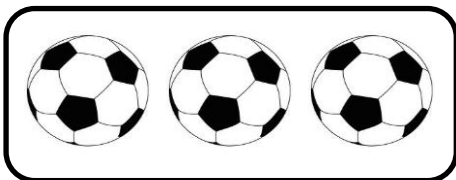
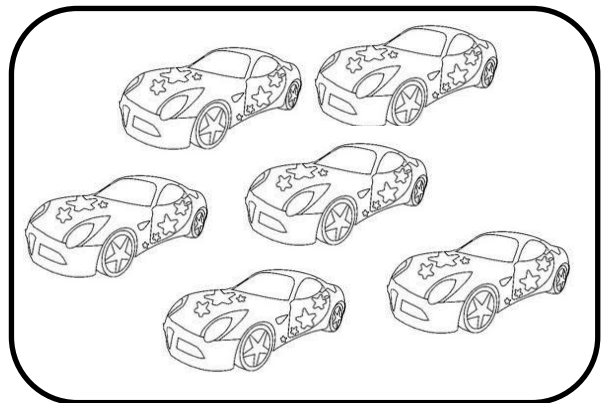
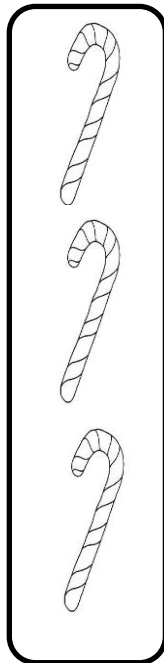
 2. Dessine autant de cadeaux que dans l'ensemble.




3. Y a-t-il un ours pour chaque petite fille ?





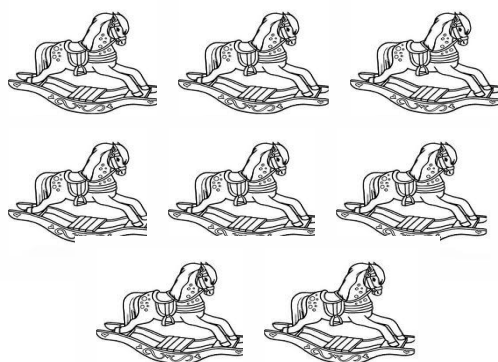
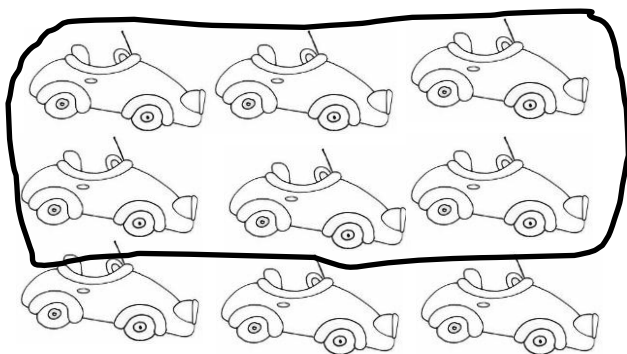
4. Relie les ensembles qui contiennent autant d'éléments.




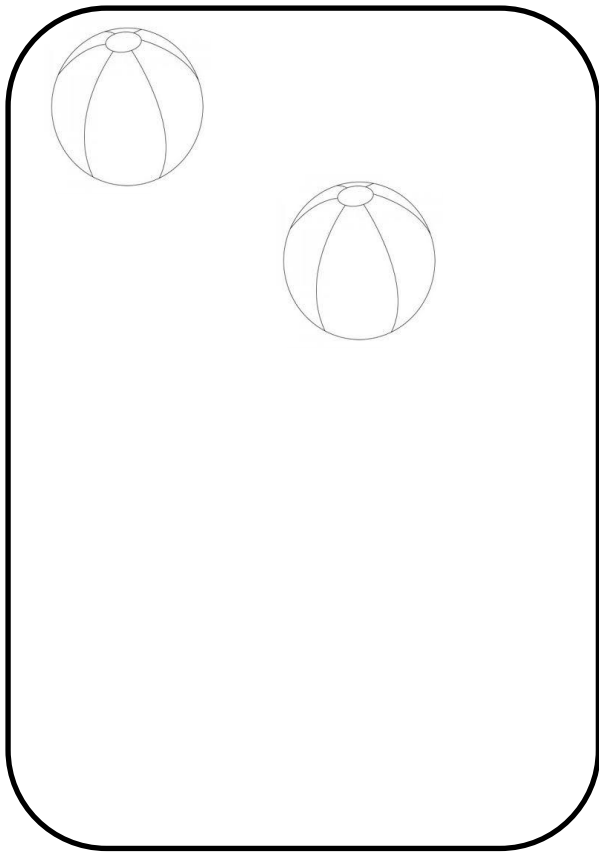
✍ 5. Aide Saint-Nicolas à faire des paquets de 6 bonbons



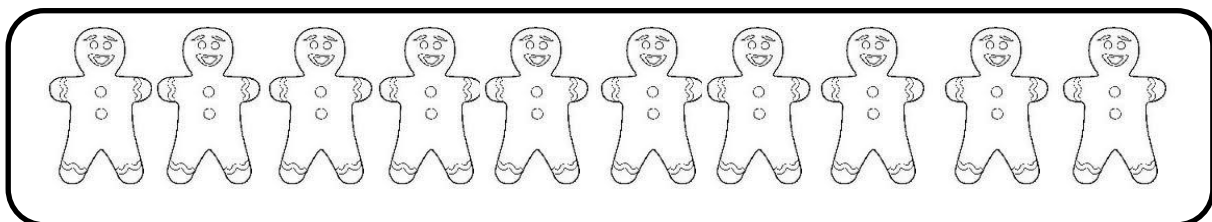
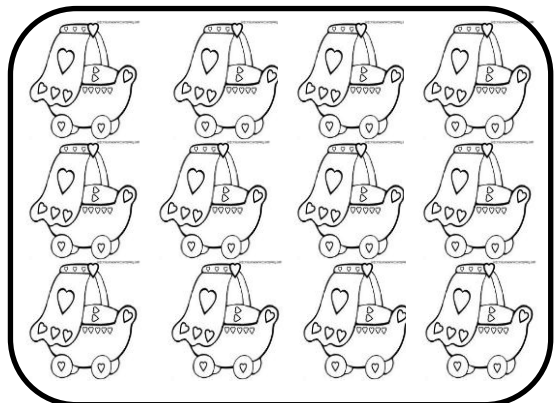

✍ 6. Entoure autant de jouets que dans le modèle.



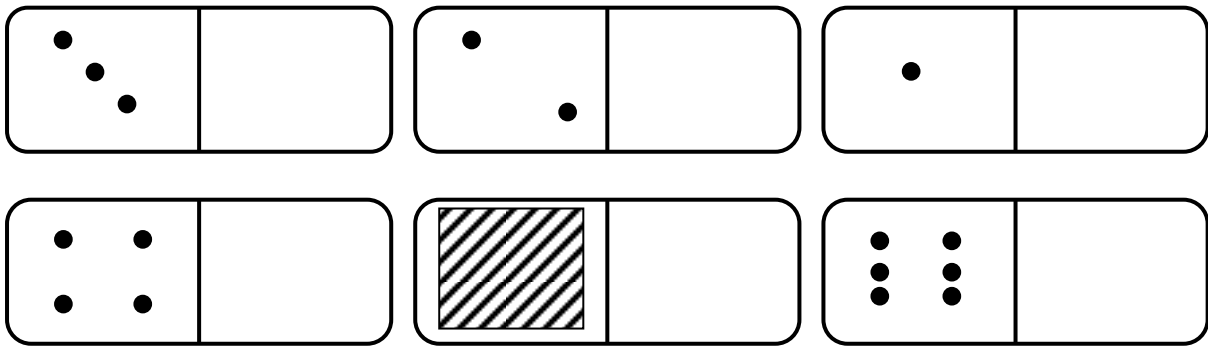
 7. Complète pour avoir 6 éléments.





 8. Barre au besoin pour avoir 6 éléments.




 9. Complète les dominos pour obtenir 6.



 10. Complète ces cartes pour obtenir 6.



 11. Écris





6

6

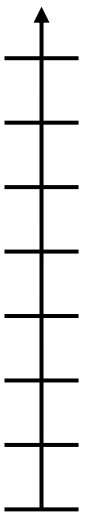
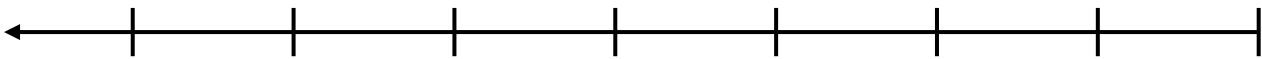
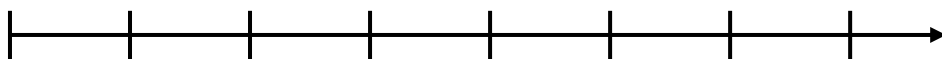
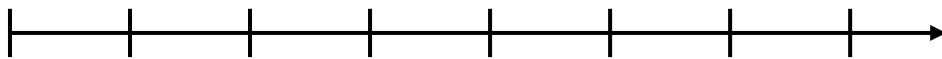
4


2


 12. Ecris l'étiquette des ensembles.



 13. Complète les chemins des nombres.




 14. Ces lutins t'apportent un cadeau. Ecris le numéro de chacun d'eux.



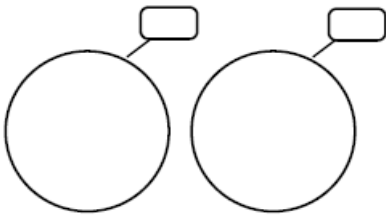
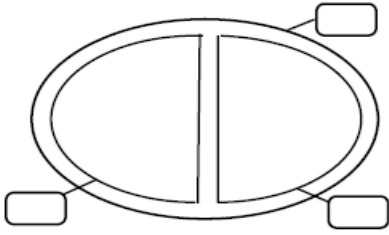
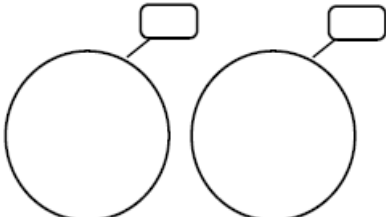
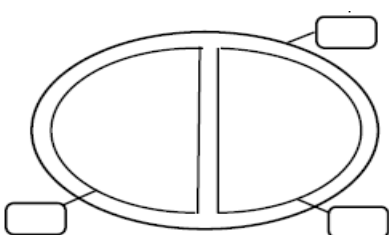
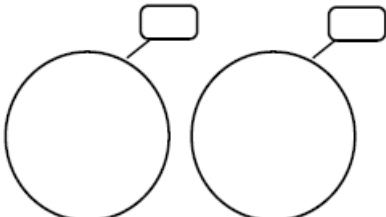
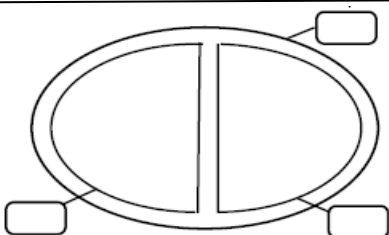
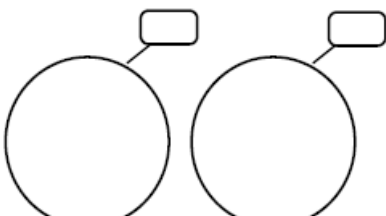
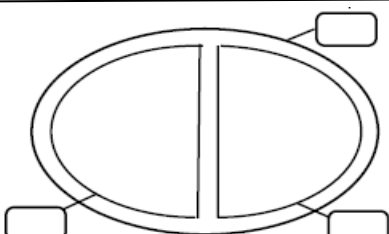

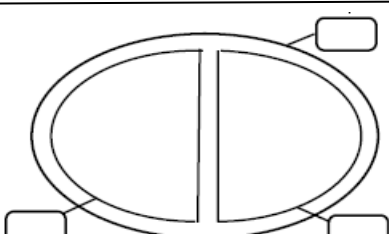

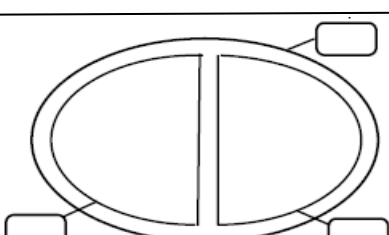
 15. Ecris $<$, $>$ ou $=$

| | | | |
|----------|----------|----------|-----------------|
| 9 5 | 2 3 | 9 9 | 9 4 |
| 1 9 | 8 9 | 7 9 | 1 4 |
| 7 6 | 2 9 | 9 6 | 6 2 |
| 6 6 | 7 0 | 1 9 | 0 6 |
| 4 4 | 9 4 | 7 6 | 7 4 |
| 9 4 | 0 4 | 6 6 | 9 2 4 |
| 1 4 | 2 3 | 4 4 | 6 4 8 |
| 3 5 | 4 5 | 3 7 | 1 5 3 |
| 0 5 | 1 1 | 8 2 | 9 7 2 |


 16. Complète

| | | |
|---------------------|---------------------|---------------------|
| 1 $<$ $<$ 6 | 3 $>$ $<$ 7 | 2 $<$ $>$ |
| 6 $>$ $>$ | 8 $>$ $>$ | 0 $<$ $>$ |

 17. Retrouve les amis de 6.

| | | |
|---|--|--|
|  |  | |
|  |  | |
|  |  | |
|  |  | |
|  |  | |
|  |  | |

 18. Complète le tapis de 6.



..... + =

..... + =

..... + =

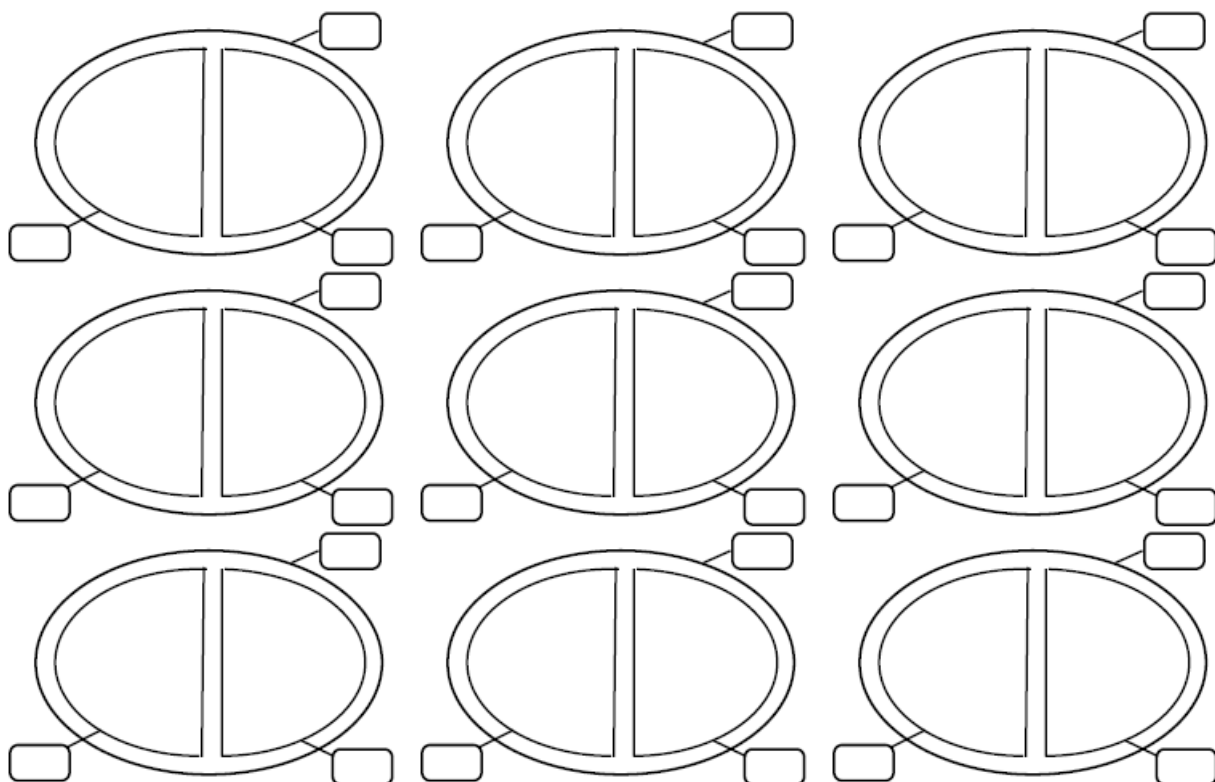
..... + =

..... + =

..... + =

..... + =

 19. Complète.



Bravo ! Tu as bien travaillé !

Tu peux colorier ce dessin de Saint Nicolas en respectant le code couleur. Colorie le reste librement.



2 rouge 3 jaune 4 bleu 5 vert 6 rose